

540-565W

SUBSTRATE
GLASS ●
MESH GLASS ●

FRAME TYPE
ALUMINIUM ●
STEEL ●

FRAME VARIANT
SILVER ●
BLACK ●

MAXIMUM EFFICIENCY %

21.87

CELL TYPE


M10 HALF CUT

PRODUCT WARRANTY

12 YEARS

PERFORMANCE WARRANTY

30 YEARS



PVEL TOP PERFORMER MODEL

- Benchmarked for highest standards of long-term module reliability and performance



RELIABILITY IS IMPROVED

- Higher corrosion resistance to severe conditions of sand dust, concentrated ammonia and salt mist
- Low risk of module warping & micro cracking



SUPERIOR HAIL TEST PERFORMANCE

- ø 45mm hail test passed from third party laboratory with impact velocity up to 27m/s



ENHANCED RELIABILITY WITH INTEGRATED BLOCKING DIODE

- Protects the solar module from reverse current, ensuring uninterrupted and safe operation
- Shields the system from electrical surges, reducing the risk of damage to components



OPTIMIZED PERFORMANCE

- Reduces the occurrence of local overheating and hotspots for consistent energy output
- Lowers maintenance requirements, extending the module's operational life

PRODUCT CERTIFICATES



SYSTEM CERTIFICATES

IEC 61701, IEC 62716, IEC 60068-2-68, IS/IEC 61730, CAN-CSA

INTERNATIONAL ORGANIZATION FOR STANDARDIZATION:

- ISO 9001:2015/ Quality Management System
- ISO 14001:2015/ Environmental Management System
- ISO 45001:2018/ Occupational Health and Safety Management System
- SA 8000 :2014/ Social Accountability International

THIS DATASHEET IS APPLICABLE FOR: PARADEA VSMDH.72.AAA.05 (AAA=540-565)

ELECTRICAL PARAMETERS | STC^{1,2}

Peak Power P_{max} (Wp)	540	545	550	555	560	565
Maximum Voltage V_{mpp} (V)	41.7	41.8	41.9	42	42.1	42.2
Maximum Current I_{mpp} (A)	12.96	13.05	13.14	13.23	13.32	13.41
Open Circuit Voltage V_{oc} (V)	49.5	49.6	49.7	49.8	49.9	50
Short Circuit Current I_{sc} (A)	13.64	13.73	13.82	13.91	14.0	14.08
Module Efficiency (%)	20.90	21.10	21.29	21.48	21.68	21.87

1) STC: 1000 W/M² IRRADIANCE, 25°C CELL TEMPERATURE, AM1.5G SPECTRUM ACCORDING TO EN 60904-3 | 2) TOLERANCE OF RATING AT STC (P_{max} / I_{sc} / V_{oc}) (%): 0-3/±5/±5

ELECTRICAL PARAMETERS | NOCT³

Peak Power P_{max} (Wp)	403	407	410	414	417	420
Maximum Voltage V_{mpp} (V)	38.60	38.70	38.80	38.90	39.00	39.1
Maximum Current I_{mpp} (A)	10.44	10.50	10.56	10.62	10.68	10.74
Open Circuit Voltage V_{oc} (V)	46.10	46.20	46.30	46.40	46.50	46.6
Short Circuit Current I_{sc} (A)	11.02	11.08	11.14	11.20	11.26	11.32

3) NOCT IRRADIANCE 800 W/M², AMBIENT TEMPERATURE 20°C, WIND SPEED 1 M/SEC

ELECTRICAL PARAMETERS | BNPI^{4,5}

Peak Power P_{max} (Wp)	591	597	602	607	613	618
Maximum Voltage V_{mpp} (V)	41.7	41.8	41.9	42.0	42.1	42.2
Maximum Current I_{mpp} (A)	14.18	14.28	14.38	14.48	14.58	14.68
Open Circuit Voltage V_{oc} (V)	49.5	49.6	49.7	49.8	49.9	50.0
Short Circuit Current I_{sc} (A)	14.93	15.03	15.13	15.22	15.31	15.41

4) BNPI: 1000W/M²±0.135, BIFACILITY COEFF. (β) AT BNPI P_{max} , I_{sc} IS 70±10% & FOR V_{oc} IS 99±10%, AM 1.5, 25°C | 5) TOLERANCE OF RATING AT BNPI (P_{max} / I_{sc} / V_{oc}) (%): 0-3/±5/±5

TEMPERATURE COEFFICIENTS (Tc) PERMISSIBLE OPERATING CONDITIONS

Tc of Open Circuit Voltage (β)	-0.27%/°C
Tc of Short Circuit Current (α)	0.050%/°C
Tc of Power (γ)	-0.35%/°C
Maximum System Voltage	1500V
NOCT	45°C ± 2°C
Temperature Range	-40°C to + 85°C

MECHANICAL DATA

Length × Width × Height	2274 × 1134 × 35mm (89.53 × 44.65 × 1.38 inches)
Weight	33.4Kg (73.63 lbs)
Junction Box	IP68, Split Junction Box with three bypass diodes and one blocking diode ^{1*}
Cable & Connectors [#]	200 mm (+ve terminal) and 300 mm (-ve terminal) length cables, MC4 Compatible/ MC4 Connectors
Application Class	Class A (Safety class II)
Superstrate ^{##}	2.0 mm (0.098 inches) High transmission ARC Semi-tempered glass (low iron content)
Cells	72 Mono PERC (144 half-cells) P-Type Bifacial solar cells
Substrate	2.0 mm (0.098 inches) High transmission Heat strengthened glass/ mesh glass ^{##} (low iron content)
Frame	Anodized aluminium/ Alloy steel frame ^{##}
Mechanical Load Test	5400 Pa (Snow load), 2400 Pa (Wind load)
Cell Encapsulant	EVA/ EPE
Maximum Series Fuse Rating	25 A

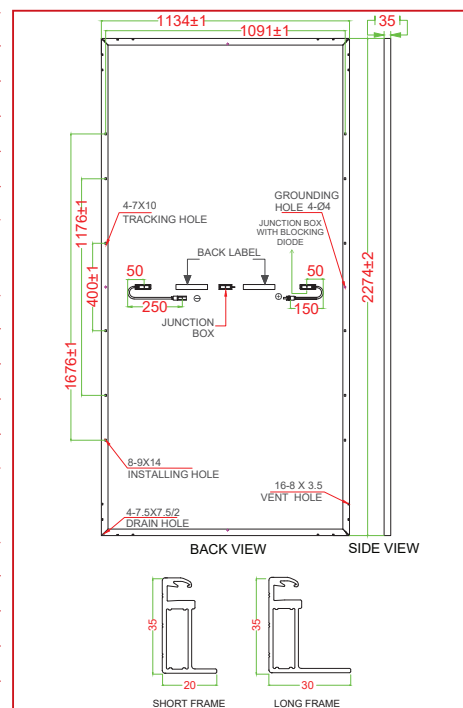
WARRANTY

Product Warranty ^{**}	12 years
Performance Warranty ^{**}	Linear Power Warranty for 30 years with 2% for 1st year degradation and 0.5% from year 2 to year 30

DIMENSIONS

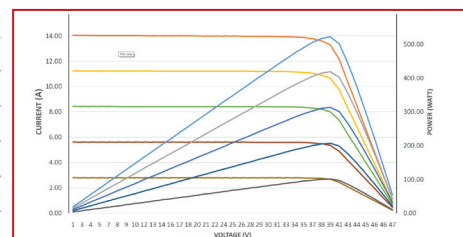
IN MM

FIG. 1



TYPICAL I-V CURVES⁷

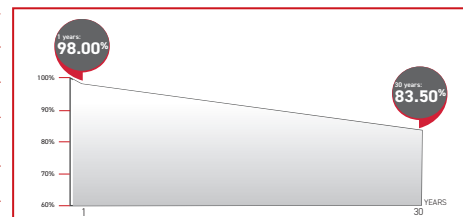
FIG. 2



7) AVERAGE RELATIVE EFFICIENCY REDUCTION OF 5% AT 200 W/M² ACCORDING TO EN 60904-1

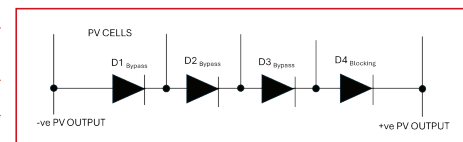
PERFORMANCE WARRANTY

FIG. 3



DIODE CIRCUIT DIAGRAM

FIG. 4



PACKAGING INFORMATION

Quantity /Pallet	31
Pallets/Container (40'HC)	20
Quantity/Container (40'HC)	620

All () certifications under progress. **Refer to Vikram Solar's warranty document for terms and conditions. | *400mm(15.75 inches), 1000mm(39.37 inches), 1200mm (47.24 inches) cable lengths are also available | **Anti-glare Glass is also available | *As per applicable product | **With additional Cost & Lead Time subject to availability | STC : Standard Testing Condition | BNPI : Bifacial Nameplate Irradiance | NOCT : Nominal Operating Cell Temperature | *refer diode circuit diagram (Fig. 4)

CAUTION: READ SAFETY AND INSTALLATION MANUAL BEFORE USING THE PRODUCT.

Specifications included in this datasheet are subject to change without notice. Electrical data without guarantee. Please confirm your exact requirement with the company representative while placing your order. Vikram Solar and all its accompanying logos are trademarks of Vikram Solar Limited registered in India.